

ENRICHMENT GUIDE



**THE PIGEON**

GETS A

**BiG TiME**

**HOLiDAY**

**EXTRAVAGANZA!**

TM & © Hidden Pigeon, LLC

SPONSORED BY

Reinhart



TRANSFORMING LIVES THROUGH THEATER

## DEAR FIRST STAGE FRIENDS,

When Mo Willems' characters get together for the holidays, it's bound to be the biggest extravaganza ever! The Unlimited Squirrels deck the halls and Elephant and Piggie come ready to celebrate! But will The Pigeon join in the festivities, or will he run all the way to the North Pole in search of the greatest gift ever? Catchy tunes, silly stories, goofy gifts, audience antics: it's all in this brand-new musical party that sleighs!

Enjoy the show,

A handwritten signature in black ink that reads "Brinn Hill". The script is fluid and cursive, with the first letters of "Brinn" and "Hill" being capitalized and prominent.

Brinn Hill  
Education Director  
(414) 267-2919  
[bhill@firststage.org](mailto:bhill@firststage.org)



# CONTENT ADVISORY

---

**Recommended for families with young people ages 4-14  
and festive celebrators of all ages!**

Every young person is different and may or may not be ready for certain elements of each production. Read more about this show's age recommendation below.

Audiences will be delighted by this jolly story filled with singing, dancing, friendship, and familiar characters.

The performance is expected to run approximately 75 minutes including a brief intermission – very young audiences may have difficulty staying connected for the full length of the show.

The show explores relationships between friends, the pressure of the holidays, and the inescapable desire to do something you've been told you can't do; audiences may feel anxious as Gerald, Piggie, The Pigeon and the Squirrels experiences these difficult situations, but will learn how to empathize and understand others along the way, and that in the end your presence is the greatest present of all.

The Pigeon enters the stage and asks if he can drive the bus; don't let The Pigeon drive the bus! The Pigeon insists the show will be a hotdog party however Zoomy Squirrel assures that this show will be a Holiday Extravaganza! The Pigeon begins to freak out saying that he is NOT interested in a Holiday Extra-ganza-WHATEVER! (A Big Time Holiday Extravaganza Opening)

Gerald sneaks onto the stage with a present for Piggie. Piggie also sneaks onto stage with a present for Gerald! After bumping into each other, Piggie asks Gerald what he is hiding behind his back, Gerald does the same with Piggie. They both nervously claim to have nothing special or one-of-a-kind hiding behind their backs. Gerald and Piggie hug, and drop their presents! It is revealed they each have a holiday gift for each other. But what if their gifts aren't perfect and shiny and wonderful!? (The Perfect Gift)

The Pigeon enters hearing Piggie mention presents; The Pigeon LOVES presents! Zoomy, Zoopy, Zappy and Flappy Squirrels enter with party decorations and begin to set up. The Pigeon is excited to get the party started but the Squirrels exit saying that the party will be happening later. The Pigeon tries to be patient, but he CAN'T TAKE IT, he needs presents NOW! As The Pigeon heads to The North Pole, the Squirrels enter going over their party checklist. Once they check their list, they declare that all there is left to do is to throw a huge-mungous mega-super big party! Zappy exits to grab the traditional ginormous squirrel holiday oak tree, Zoopy exits to grab the 26 million pizzas with a side salad, and Flappy exits to get all the decorations in the whole world for the party.

The Pigeon has missed the bus and is walking to The North Pole and he starts to sing a song. Catchy Song Squirrels enter to sing with The Pigeon. (Catchy Holiday Song)

Piggie sneaks on stage wanting to see what is inside Gerald's present for her. Gerald enters, making sure Piggie doesn't see what his present is!

Piggie jumps out and scares Gerald, she tells him that she is very curious about what is inside her present. Piggie proposes they should shake each other's presents so that they sort of know what is inside but to not ruin the surprise. (Shake it Up)

The Pigeon has finally made it to The North Pole! The Pigeon starts looking around for presents and finds Santa's beautiful red sleigh. (Me and my Sleigh) But after The Pigeon sees a big stinky reindeer, he runs off stage.

The Squirrels gather back together after retrieving their items for their huge-mungous mega-super big party. Zoopy ordered the pizza, Flappy got the decorations and the traditional holiday oak tree. (So much Stuff) Oh no! They have too much stuff!

Meanwhile, Elephant and Piggie are getting ready to exchange presents. But Gerald is still afraid of disappointing Piggie with his present. Gerald comes up with a plan: they will put their presents on the ground and close their eyes then walk over to the other's present, that way when they open their eyes if they don't like the present, it'll just be a 'random' present that they found! Piggie loves Gerald's idea, but when they close their eyes and begin to walk, they actually walk all the way around back to their original present. They open their presents, Gerald opens his present meant for Piggie and it's a tiny holiday cap. Piggie opens her present meant for Gerald, it's a giant holiday cap. (The Perfect Gift Reprise)

The Pigeon enters the stage riding Snow-Shoe Squirrel's back. Shaken up after seeing the giant reindeer, The Pigeon hops off to continue his journey when all of a sudden the Catchy Song Squirrels appear. (Catchy Holiday Song Reprise)

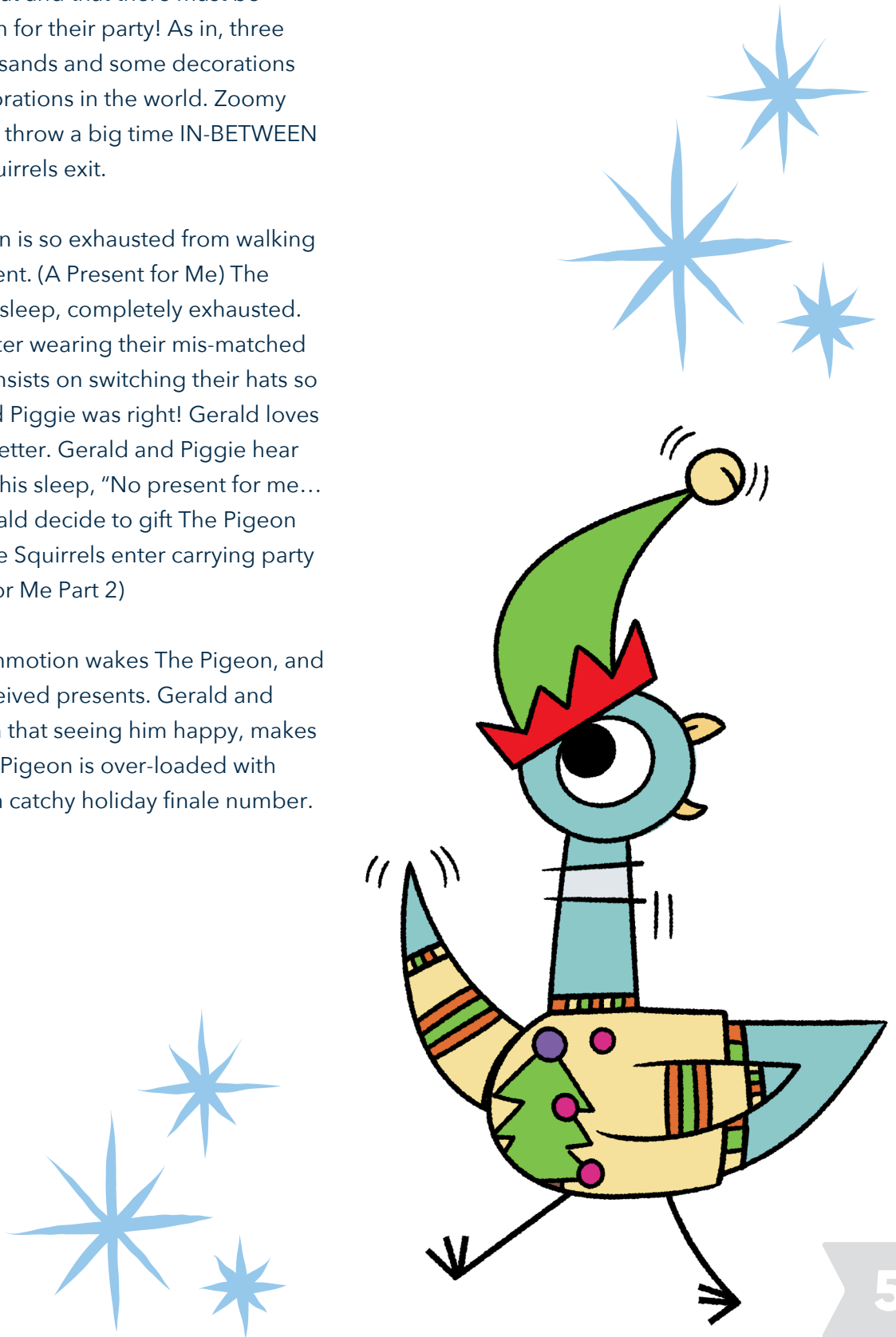
Sad and defeated, Zoomy enters the empty stage. All Zoomy wanted was to throw a big-time holiday extravaganza, but Zoomy has nothing for the party. Zoopy, Flappy, and Zappy enter with no pizzas, no decorations and no tree.

# PLOT SUMMARY

In-Between Squirrel enters and wonders why everyone is so sad. Zoomy explains that the party was TOO big and now they have nothing at all. In-Between Squirrel insists that it sounds like they are all in between a mountain and a mole hill which is the sweet spot, in-between. In-Between Squirrel exits and Zoomy gets an idea! Zoomy shares that 'in-between' is pretty great and that there must be something in-between for their party! As in, three pizzas instead of thousands and some decorations instead of all the decorations in the world. Zoomy exclaims that they will throw a big time IN-BETWEEN Holiday Party! The squirrels exit.

Meanwhile The Pigeon is so exhausted from walking trying to find his present. (A Present for Me) The Pigeon falls soundly asleep, completely exhausted. Gerald and Piggie enter wearing their mis-matched holiday caps. Piggie insists on switching their hats so that they fit better and Piggie was right! Gerald loves the larger hat much better. Gerald and Piggie hear The Pigeon talking in his sleep, "No present for me... Zzzz!" Piggie and Gerald decide to gift The Pigeon their holiday caps. The Squirrels enter carrying party supplies. (A Present for Me Part 2)

The holiday party commotion wakes The Pigeon, and he is so happy he received presents. Gerald and Piggie tell The Pigeon that seeing him happy, makes them feel happy. The Pigeon is over-loaded with happiness and sings a catchy holiday finale number. (Holiday Finale).



# PRESHOW QUESTIONS



1. The Pigeon Gets a Big Time Holiday Extravaganza! is based on The Pigeon, Elephant and Piggie and Unlimited Squirrels books by Mo Willems. Which Mo Willems character is your favorite? Why?

---

---

---

2. Gerald, Piggie, The Pigeon, and the Squirrels are getting ready for the holidays. What holidays do you celebrate? How does your family get ready for the holidays? What holiday traditions does your family have?

---

---

---

3. Gerald and Piggie are bestus best friends, and they love to play together. What are some things you like to do with your friends?

---

---

---



# CATCHY HOLIDAY SONG

## AN ELA ACTIVITY

As The Pigeon makes his journey to the North Pole, the Squirrels sing to him his least favorite kind of song: a catchy holiday song! Even though it annoys The Pigeon, the Catchy Song Squirrels have so much fun singing. Let's be like the Catchy Song Squirrels and make our own catchy holiday song!

### Catchy holiday songs usually have these things:

- ✓ Rhymes (where two different words end with the exact same sounds, like dancing and prancing!)
- ✓ Repeated words or sounds--like fa-la-la-la or how we say "Happy birthday to you!" over and over when we sing on someone's birthday.
- ✓ Words and phrases that remind us of the holiday.
- ✓ Stanzas, Verses, and Refrains. Stanzas are small chunks of lines that all go together. Verses are made up of stanzas and help break a song into different chunks that are all about the same thing. In the refrain of the song, we usually hear a big statement about how the singer feels and summarizes everything they've been singing about.
- ✓ A beat! The words and music always follow a rhythm to make it easier to sing and dance along.

### YOUR TURN!

To start writing your song, pick a holiday you really like. This could be a holiday that's typically celebrated in December or it could be one from a different part of the year--like Valentine's Day or the first day of summer vacation! Once you have your holiday, follow the worksheet here to write your catchy holiday song. When you have your song all finished, find some friends to create your own group of Catchy Song Squirrels and sing your catchy holiday song to your friends, family, or classmates!

# CATCHY HOLIDAY SONG

## AN ELA ACTIVITY: CONTINUED

**The Holiday I picked is...**

---

---

**Some fun things that I love about this holiday are...**

---

---

---

---

**Some activities, foods, or other important things about this holiday are...**

---

---

---

---

**The title of my Catchy Holiday Song is...**

---

---

# CATCHY HOLIDAY SONG

## AN ELA ACTIVITY: CONTINUED

The first verse of my Catchy Holiday Song is about...

**Verse One!**

**Stanza One:**

**Stanza Two:**

# CATCHY HOLIDAY SONG

## AN ELA ACTIVITY: CONTINUED

**The refrain of my Catchy Holiday Song is about...**

---

---

**The refrain of my Catchy Holiday Song goes like this...**

---

---

---

---

---

---

### **Verse Two!**

**The second verse of my Catchy Holiday Song is about...**

---

---

---

---

---

---

**Stanza One:**

---

---

---

---

---

---



# CATCHY HOLIDAY SONG

## AN ELA ACTIVITY: CONTINUED

**Stanza Two:**



---

---

---

---

---

**Now we sing the refrain again!**



---

---

---

---

---



**And that's the end  
of my Catchy  
Holiday Song!**


# LET THE PIGEON DRIVE THE SLEIGH

## A STEM ACTIVITY

In both Mo Willems' 'Don't Let the Pigeon Drive the Sleigh' and 'The Pigeon Gets a Big Time Holiday Extravaganza', The Pigeon desperately wants to drive Santa's sleigh. Can you help The Pigeon finally drive the sleigh? Follow the directions below to create your own origami sleigh for The Pigeon to drive!


### Materials:

- Paper (Colored paper is optional)
- Printer
- Scissors
- Tape




### Directions:

1. Start with your paper laying flat and horizontally.



2. Fold the two long sides of your paper together first (otherwise known as the 'hotdog' fold). Then open your paper to see your fold.





# LET THE PIGEON DRIVE THE SLEIGH

## A STEM ACTIVITY: CONTINUED

### Directions Continued:

3. Using your new fold line as a guide, take the long edges of your paper again and fold each edge to the middle line you created earlier. When opened back up, your paper should look like this!



4. Close your folds to the center again and turn your work vertically (up and down) flat on your table. Grab the top two corners and using your center line, fold each top corner to the center line making two even triangle shapes.







# LET THE PIGEON DRIVE THE SLEIGH

## A STEM ACTIVITY: CONTINUED

### Directions Continued:


5. Open your triangle folds. Then use your fold line as a guide and take your two corners again and fold to the line.



6. Fold again, your fold will not fully meet in the middle of your paper yet.



7. Fold your triangles again, this time they will meet in the middle creating a point!






# LET THE PIGEON DRIVE THE SLEIGH


## A STEM ACTIVITY: CONTINUED

### Directions Continued:


8. Turn your work so that the tip of your arrow is now facing you. Then take both corners and fold toward the center line to make two small triangles.



9. Flip your work over like a pancake so that you see no lines.



10. Grab the top of your work and fold down.




# LET THE PIGEON DRIVE THE SLEIGH


## A STEM ACTIVITY: CONTINUED

### Directions Continued:


11. When you flip your work back over, the top of your project should be straight. Grab both corners and fold towards the middle creating two triangles.



12. Turn your work so that it is laying horizontally with the longest arrow pointing to your left.



13. Take the top flat part of your paper and fold down towards the center fold. Repeat with the bottom edge as well.





# LET THE PIGEON DRIVE THE SLEIGH




## A STEM ACTIVITY: CONTINUED

### Directions Continued:

14. Flip your work over. Pinch the square on the right hand side of your project to flatten it into a rectangle.



15. When you flip your project back over, it should look like this! With a flat edge on the right hand side.





# LET THE PIGEON DRIVE THE SLEIGH

## A STEM ACTIVITY: CONTINUED

### Directions Continued:

15. Using the center fold, open your project up and begin to slowly turn your paper inside out to reveal a finished sled!

16. Print off the next page, follow the dotted lines to cut out The Pigeon and tape him to the inside of your sleigh!






# LET THE PIGEON DRIVE THE SLEIGH

## A STEM ACTIVITY: CONTINUED

Print this page and cut along the dotted lines to free The Pigeon!



# WHERE DO THE MO WILLEMS CHARACTERS LIVE?

## AN ART ACTIVITY

Author Mo Willems has many stories full of many different animals. Each of these characters feels right at home in their stories. In the real world, these characters live in a variety of places found all around the world. Let's explore where they live! In this activity, you are going to draw each of the characters where you think they live.

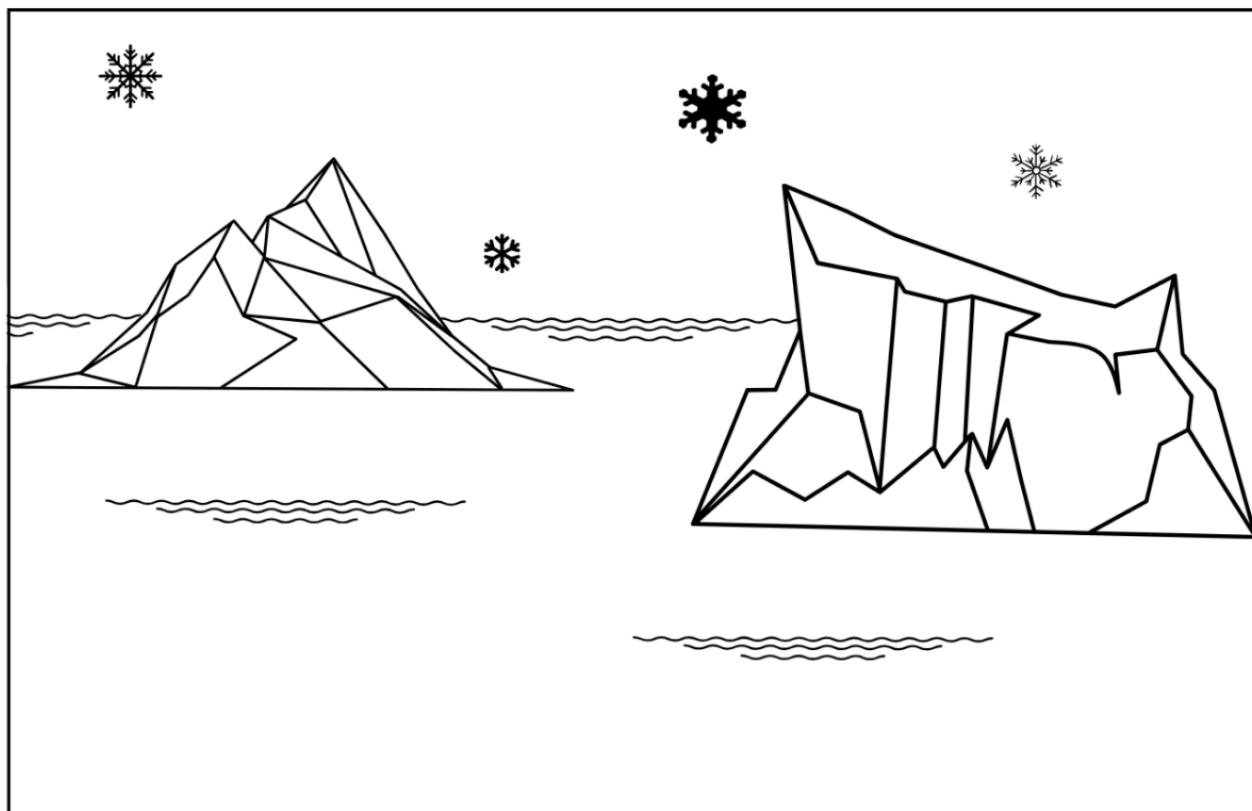

### Where do you think these characters live?

- ☐ Squirrel
- ☐ Piggie
- ☐ Gerald the Elephant
- ☐ Whale
- ☐ The Pigeon
- ☐ Snake
- ☐ Flappy Squirrel
- ☐ Bus Driver




# WHERE DO THE MO WILLEMS CHARACTERS LIVE?

## AN ART ACTIVITY: CONTINUED



# WHERE DO THE MO WILLEMS CHARACTERS LIVE?

## AN ART ACTIVITY: CONTINUED



# DESIGN YOUR OWN COSTUME!

## A TECH/THEATER ACTIVITY

Costumes are a critical part of any live performance! Costumes can tell us a lot about our characters, like what job a character has, what season it currently is and much more! Below you will find a picture of Gerald the Elephant and Piggie. Time to put your costume designer hat on, what would Gerald and Piggie wear to a Holiday party?



# POSTSHOW QUESTIONS

---

1. The Pigeon has very big feelings and gets frustrated and angry sometimes. What do you do when you have big feelings? What makes you feel frustrated and angry?

---

---

---

2. Gerald and Piggie are trying to find the best holiday present for each other. If you were getting a present for your bestus best friend, what would you get them? Why?

---

---

---

3. The Pigeon travels all the way to the North Pole because he wants to drive Santa's sleigh. Have you ever traveled far from home? Where did you go?

---

---

---


# WHO SAID IT?

---

1. "Since you got all dressed up and came all this way and sat in your seats I think it's a good time to ask: CAN I DRIVE THE BUS?!"
2. "Skepcurious. Not a word, but you get it."
3. "Paper! A lot of paper! I love paper! It is one of my three favorite things from trees along with mangoes and something else!"
4. "What if everything is perfect and shiny and perfectly shiny?"
5. "Huh. Sounds like you're in between a mountain and a mole hill. That's kinda the sweet spot. In-between."
6. "I made a big, dramatic off-stage intercontinental journey to seize my fate, to make the future the PRESENT... and what do I have to show for it?!"
7. "It seems we are at an impasse."
8. "Two presents! And two is exactly seven times bigger than one!"



# RECOMMENDED READING




**ELEPHANT AND PIGGIE SERIES**  
by Mo Willems




**THE PIGEON SERIES**  
by Mo Willems




**UNLIMITED SQUIRRELS**  
by Mo Willems



**CARL'S CHRISTMAS**  
by Alexandra Day



**PIZZA AND TACO: BEST CHRISTMAS EVER!**  
by Stephen Shaskan



**PETE THE CAT SAVES CHRISTMAS**  
by Eric Litwin